


LCL CARGO FLOW




Factory or CSL arranges pick up and delivers cargo to consolidating warehouse (CFS warehouse)



LCL cargo is then loaded into a consolidated container at the CFS warehouse



Container is then transported to port of loading



Once vessel arrives at destination port, container is discharged from vessel



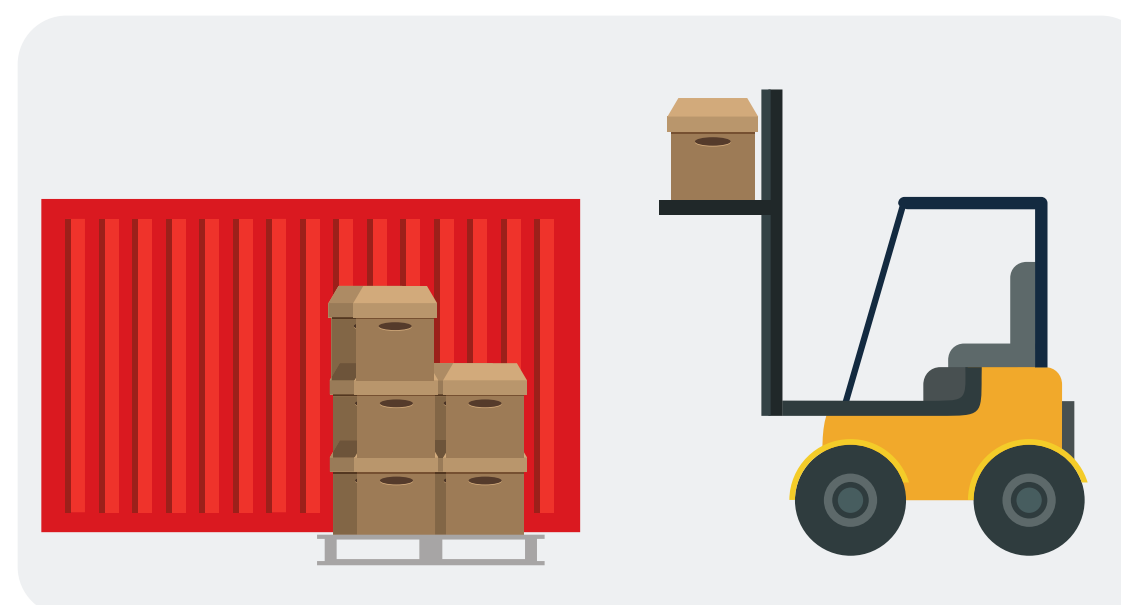
Vessel departs with container on board to destination port.




Container is loaded onto vessel



CFS warehouse makes arrangements to pick up container from the port and drags container to their bonded facility for devanning



Cargo is devanned from container at CFS warehouse



CSL arranges trucking to deliver cargo to buyer's final destination address